

SOFT-CLAY™

NEW-----2026



B E N D T H E R U L E S O F N A T U R A L S U R F A C E S

SOFT-CLAY is an innovative composite material created from a blend of natural clay, sand, stone powder, and other inorganic materials. These raw materials are transformed into thin, lightweight, and incredibly flexible sheets by a patented process.

Key Characteristics:

Flexibility:

The defining feature is its ability to be bent, rolled and contoured to curved surfaces like columns or arches, which is impossible with traditional ceramic tiles or rigid stone.

Lightweight:

At only 5–8mm thick, it's extremely light, making transportation and installation much easier and more cost-effective.

Authentic Replication:

It can be engineered to realistically mimic the look and texture of a wide variety of natural materials.

Application:

primarily used as a versatile wall cladding solution for both interior and exterior surfaces. Their lightweight and flexible nature make them ideal for feature walls, ceilings, and curved architectural elements.

Sustainability:

its production process is low-energy and the material itself is often recyclable or biodegradable.



SOFT-CLAY™

SPECIFICATION



MATERIALS SPEC :

Material: bonded natural clay composite

Surface: textured molded

Installation: adhesive

Flammability rating: class A (A1) GB8624-2012

Formaldehyde emission: 0.18mg/1, E0 rating

- lightweight
- flexible and bendable
- water and moisture resistant
- easy installation
- flame retardant

SOFT-CLAY™

PRODUCT SIZE



product: SOFT-CLAY
model: SC-901
1200mm x 3000mm x 4mm



product: SOFT-CLAY
model: SC-911
1200mm x 3000mm x 5mm



product: SOFT-CLAY
model: SC-912
1200mm x 3000mm x 5mm



product: SOFT-CLAY
model: SC-913
1200mm x 3000mm x 5mm



product: SOFT-CLAY
model: SC-914
1200mm x 2750mm x 5mm




product: SOFT-CLAY
model: SC-915
1200mm x 2800mm x 8mm



product: SOFT-CLAY
model: SC-916
1200mm x 2980mm x 8mm




product: SOFT-CLAY
model: SC-917
1200mm x 2400mm x 8mm



**BEND THE RULES OF NATURAL
SURFACES**

SOFT-CLAY™

————— PRODUCT CODE




SC-901



SC-911



SC-912



SC-913



SC-914



SC-915



SC-916



SC-917

SOFT-CLAY™

APPLICATION



CURVE WALL



ROUND PILLAR



DISPLAY WALL



DECORATIVE CEILING

SOFT-CLAY™ ————— REFERENCE



SOFT-CLAY™

REFERENCE



SOFT-CLAY™ ————— REFERENCE



SOFT-CLAY™

REFERENCE



SOFT-CLAY™

BEND THE RULES OF NATURAL SURFACES