

SOFT-CLAY™

NEW-----2026



B E N D T H E R U L E S O F N A T U R A L S U R F A C E S

SOFT-CLAY is an innovative composite material created from a blend of natural clay, sand, stone powder, and other inorganic materials. These raw materials are transformed into thin, lightweight, and incredibly flexible sheets by a patented process.

Key Characteristics:

Flexibility:

The defining feature is its ability to be bent, rolled and contoured to curved surfaces like columns or arches, which is impossible with traditional ceramic tiles or rigid stone.

Lightweight:

At only 5–8mm thick, it's extremely light, making transportation and installation much easier and more cost-effective.

Authentic Replication:

It can be engineered to realistically mimic the look and texture of a wide variety of natural materials.

Application:

primarily used as a versatile wall cladding solution for both interior and exterior surfaces. Their lightweight and flexible nature make them ideal for feature walls, ceilings, and curved architectural elements.

Sustainability:

its production process is low-energy and the material itself is often recyclable or biodegradable.





1. Preparation & Application

- Surface: Must be clean, dry, and flat. Use a primer on porous walls.
- Adhesive: Apply Max Bond to the back of the Soft Clay or the wall using a notched trowel or cartridge gun.
- Mounting: Press firmly from the center outward to remove air pockets.

2. Seamless Finishing

- Joints: Fill gaps between panels using the provided Clay Putty.
- Smoothing: Wipe away excess putty with a damp cloth while wet.
- Sanding: Once dry (2-4 hours), lightly sand with 180-220 grit sandpaper for an invisible transition.

3. Painting

- Base Color: Panels are supplied in Off-White.
- Painting: Apply two coats of any water-based Emulsion paint. Use a roller for a smooth look or a brush for more texture.

4. Long-term Maintenance


- Cleaning: Dust regularly with a soft brush or microfiber cloth. For marks, use a damp cloth with mild soap (avoid scrubbing).
- Refreshing: The surface can be repainted at any time to update your room's color scheme.




Model: **SC-901**
W1200mm x L3000mm x T4mm



Model: **SC-911**
W1200mm x L3000mm x T5mm



Model: **SC-912**
W1200mm x L3000mm x T5mm



Model: **SC-913**
W1200mm x L3000mm x T5mm



Model: **SC-914**
W1200mm x L2750mm x T5mm



Model: **SC-915**
W1200mm x L2800mm x T8mm



Model: **SC-916**
W1200mm x L2980mm x T8mm



Model: **SC-917**
W1200mm x L2400mm x T8mm

SOFT-CLAY™

MODEL NO : SC-901



Model: **SC-901**

W1200mm x L3000mm x T4mm

Material: bonded natural clay composite

Surface: textured molded

Installation: adhesive

Flammability rating: class A (A1) GB8624-2012

Formaldehyde emission: 0.18mg/1, E0 rating

- lightweight
- flexible and bendable
- water and moisture resistant
- easy installation
- Termite-Free
- flame retardant



SOFT-CLAY™

MODEL NO : SC-911



Model: **SC-911**
W1200mm x L3000mm x T5mm

Material: bonded natural clay composite

Surface: textured molded

Installation: adhesive

Flammability rating: class A (A1) GB8624-2012

Formaldehyde emission: 0.18mg/1, E0 rating

- lightweight
- flexible and bendable
- water and moisture resistant
- easy installation
- Termite-Free
- flame retardant



SOFT-CLAY™

MODEL NO : SC-912



Model: **SC-912**
W1200mm x L3000mm x T5mm

Material: bonded natural clay composite

Surface: textured molded

Installation: adhesive

Flammability rating: class A (A1) GB8624-2012

Formaldehyde emission: 0.18mg/1, E0 rating

- lightweight
- flexible and bendable
- water and moisture resistant
- easy installation
- Termite-Free
- flame retardant



SOFT-CLAY™

MODEL NO : SC-913



Model: **SC-913**
W1200mm x L3000mm x T5mm

Material: bonded natural clay composite

Surface: textured molded

Installation: adhesive

Flammability rating: class A (A1) GB8624-2012

Formaldehyde emission: 0.18mg/1, E0 rating

- lightweight
- flexible and bendable
- water and moisture resistant
- easy installation
- Termite-Free
- flame retardant



SOFT-CLAY™

MODEL NO : SC-914



Model: **SC-914**

W1200mm x L2750mm x T5mm

Material: bonded natural clay composite

Surface: textured molded

Installation: adhesive

Flammability rating: class A (A1) GB8624-2012

Formaldehyde emission: 0.18mg/1, E0 rating

- lightweight
- flexible and bendable
- water and moisture resistant
- easy installation
- Termite-Free
- flame retardant



SOFT-CLAY™

MODEL NO : SC-915



Model: **SC-915**
W1200mm x L2800mm x T5mm

Material: bonded natural clay composite

Surface: textured molded

Installation: adhesive

Flammability rating: class A (A1) GB8624-2012

Formaldehyde emission: 0.18mg/1, E0 rating

- lightweight
- flexible and bendable
- water and moisture resistant
- easy installation
- Termite-Free
- flame retardant



SOFT-CLAY™

MODEL NO : SC-916



Model: **SC-916**

W1200mm x L2980mm x T8mm

Material: bonded natural clay composite

Surface: textured molded

Installation: adhesive

Flammability rating: class A (A1) GB8624-2012

Formaldehyde emission: 0.18mg/1, E0 rating

- lightweight
- flexible and bendable
- water and moisture resistant
- easy installation
- Termite-Free
- flame retardant



SOFT-CLAY™

MODEL NO : SC-917



Model: **SC-917**

W1200mm x L2400mm x T8mm

Material: bonded natural clay composite

Surface: textured molded

Installation: adhesive

Flammability rating: class A (A1) GB8624-2012

Formaldehyde emission: 0.18mg/1, E0 rating

- lightweight
- flexible and bendable
- water and moisture resistant
- easy installation
- Termite-Free
- flame retardant



SOFT-CLAY™

APPLICATION




CURVE WALL



ROUND PILLAR



DISPLAY WALL



DECORATIVE CEILING

SOFT-CLAY™

COMMERCIAL



SOFT-CLAY™

COMMERCIAL



SOFT-CLAY™

BEND THE RULES OF NATURAL SURFACES